

inspire • persevere • achieve



Yattendon
School

Welcome to
Year 4

THE YEAR 4 TEAM



Teachers



Mrs Reynolds and
Mrs Wilson – 4RW



Miss Moss – 4M



Mrs Sheergold-Jones – 4S

THE YEAR 4 TEAM

LSAS



Mrs Nandally – 4S



Ms Merrick – 4M



Mrs Windmill – 4RW

Key Events

- School photos – Thursday 25th September (winter uniform)
- Swimming starts – Friday 26th September
- Parent Consultation – Tuesday 14TH & Thursday 16th October (4 – 7pm)
- INSET day – Friday 10th October
- Thursday 23rd October – Anglo-Saxon Day (dress up optional)
- Week Beginning 27th October – Half term.
- Friday 20th December – End of term

- High Ashurst – 11th – 13st March
- MTC's – w/c 1st d & 8th June



Our Topics

- Autumn 1- History and Geography

Settle Down - Anglo- Saxons

Science - Animals including Humans – Teeth & Digestion

- Autumn 2- Science

Create a Buzz - Electricity and Sound

- Spring 1- Science

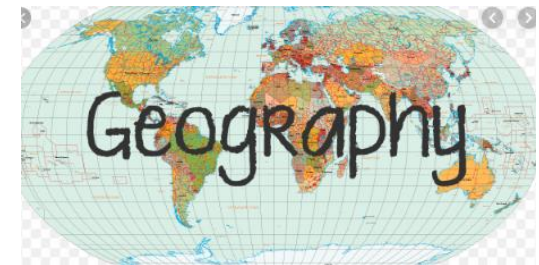
Animals including Humans - Habitats

- Summer 1- History and Geography

Here Come The Vikings - Vikings

- Summer 2 – History and Geography

It's All Greek To Me - Ancient Greece



Organisation & Independence

As always, the children need to be '**Ready to Learn**' when they arrive at school in the morning. They need to remember:

- Reading book
- Reading Record Book
- Pencil cases with correct equipment.
- Water bottle (fruit for break time - optional)
- Coat
- P.E kit to be worn on days that children have P.E (including swimming days).
- Fiddle toys are only allowed post teacher discussion.
- **Uniform needs to be labelled**, worn correctly and long hair should be tied back. Only stud earrings can be worn but these must be removed for lessons.



Pencil		Glue stick	
Rubber		Green pen	
Pencil sharpener		Highlighter	
Ruler		Pair of scissors	
Whiteboard pen		Colouring pencils	

Home Learning

Weekly activities.










Daily reading for 20 minutes (5 x per week). Please ensure you listen to your child read and discuss the text at least once a week.

Times Tables Rock Stars - Logins will be redistributed to children and the App can be accessed through 'Google Play' or the 'App Store'. You can also access Times Tables Rock Stars through your web browser.

Spellings - Children will be set spellings weekly and should practise these on one page of their spelling book. They will be tested on their spellings on a Wednesday and scores will be sent home in their spelling book.

Termly Homework

The children will be given a home learning grid with a number of different activities across a range of different topics. Children can choose which activities they want to complete and how they will evidence what they have done. Children will bring in their completed homework journals for the term to the home learning celebration in the last week of each term.

		Warm 1 point	Hot 2 points	Spicy 3 points
Masterchef		Eat something you have never eaten before. <input type="checkbox"/>	Try a new fruit or vegetable. <input type="checkbox"/>	Make a dessert for your family. <input type="checkbox"/>
Explorer		Visit the local library. <input type="checkbox"/>	Research a city in the United Kingdom. <input type="checkbox"/>	Draw on a map the walk from your home to the local shops. <input type="checkbox"/>
Hobby Fun		Make an origami animal. <input type="checkbox"/>	Collect conkers and create a game with them. <input type="checkbox"/>	Create a fact file about your hobby. <input type="checkbox"/>
Great Outdoors		Produce bark rubbings. <input type="checkbox"/>	Make a mud pie. <input type="checkbox"/>	Create a sculpture from natural objects. <input type="checkbox"/>
Life Skills		Tidy your bedroom. <input type="checkbox"/>	Learn to tie your shoe laces. <input type="checkbox"/>	Make a shopping list for your family. <input type="checkbox"/>
Culture Vulture		Research a historical place e.g. Stonehenge. <input type="checkbox"/>	Perform a dance to a group of people. <input type="checkbox"/>	Research how New Year's Eve is celebrated in different countries. <input type="checkbox"/>
Investigator		Compare your family's shadows. <input type="checkbox"/>	Interview a family member about their school days. <input type="checkbox"/>	Make a pinhole camera. <input type="checkbox"/>
Creative Writer		Write about something you did in the summer holidays. <input type="checkbox"/>	Produce a report about a sporting event. <input type="checkbox"/>	Write an adventure story. <input type="checkbox"/>
Roll the Dice		Make a den. <input type="checkbox"/>	Learn a new board game. <input type="checkbox"/>	Create your own board game. <input type="checkbox"/>

Reading Books & Reading Record Books

- The children have an independent choice for their reading book. Some children will select from the colour banding books and others will choose from their 'free reading' class library.
- We ask that children keep a record of their reading in their reading record book. We will check and sign these books once a week and ask that parents do the same.
- Please feel free to send any messages via Studybugs as there is limited space in the reading records.
- Please take the time to read through the reading record book as it contains a lot of useful information, such as: times tables and maths facts.



Reading Record

Week Beginning: 19 / 09 / 19

DATE	BOOK TITLE / READING MATERIAL	Page No.	PARENT / CHILD / TEACHER COMMENTS
MONDAY LUNCH	WHS Wilder	103	I finished the book and she got her mum back and the other man had to play the chess and they brought a bigger house and she had...
TUESDAY BREAK	13 Story books	19	I look it up on the beginning when he introduced himself and all the other things that they have added into their lives over the years.
WEDNESDAY AFTERN	Mark's story book	7	I haven't read this & much yet but and the end of the chapter it says when the marriage has...
THURSDAY LUNCH	Malory towers	9	It's really gone well and she has just left her home and said good bye to her mum and to her dad.
FRIDAY	Malory towers	9	They are on the train and they had just gone past the view of Malory towers and now they nearly there =
SATURDAY	Gold's	3	even know I only read a bit of this book I might completely finish Malory towers then I will go back to this book and finish it.
SUNDAY	Malory towers	9	They have just arrived and now they are just unpacking on the way they had a bit of a rest -

7 Total Weekend Reads:

You need to sign here every week.

What is the MTC?

- The MTC stands for **Multiplication Tables Check**.
- Set by the government, the MTC is an on-screen assessment designed to determine whether pupils are able to fluently recall their multiplication tables up to 12, through a set of timed questions.

When is the MTC?

- There is a 2-week window starting 1st June 2025 during which schools will complete the MTC with pupils in Year 4.
- Pupils will have 3 practice questions before the check begins.

What happens in the MTC?

- The MTC will ask the pupil 25 random multiplication questions- they will not be asked division questions.
- Pupils will have **6 seconds** to read the question, understand it, and enter a response.
- They will then receive a 3 second pause before the next question is shown.

Administration Arrangements

- Children will take the test on a Chromebook. There is no option to complete the test on paper.
- The test will take place in small groups.
- There is no pass mark for the MTC.

After the MTC

- After the MTC window closes, schools will be able to compare their school average, with their Local Authority and National average.
- Your child's results will be shared with you as part of their end of year report in July.

Preparing children in school

- We will be using time practising our times tables in class. This helps children get used to the Chromebook and keypad.
- We will take part in unofficial MTC activities and games.
- We will do regular sound checks to monitor children's progress.

What you can do at home

- Regular verbal times tables practice.
- Ensure your child completes their weekly Times Table Rockstars home work (12 minutes garage).
- 21 minutes a week has been shown to be the ideal number for getting top MTC scores.

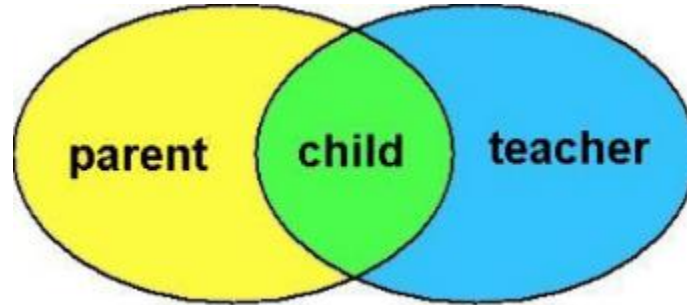
PE

- ▶ On PE days, children should come into school in their PE kits.
- ▶ Please make sure all belongings are named.
- ▶ Children need to remove watches and earrings.
- ▶ We cannot remove earrings.
- ▶ Long hair must be tied up for PE.
- ▶ Children can wear tracksuit bottoms and a Yattendon hoodie on PE days.
- ▶ Our PE days are currently - Thursday & Friday (swimming from 27.09.25)

Yattendon PE Kit



Communication



- Via the class email addresses.
 - class4RW@yattendon.surrey.sch.uk
 - class4M@yattendon.surrey.sch.uk
 - class4S@yattendon.surrey.sch.uk
- Via Studybugs.
- An appointment after school.

www.yattendon.org

The screenshot shows the homepage of the Yattendon School website. At the top, there is a navigation bar with icons for home, search, social media, and a lock. Below this is a horizontal menu with icons and labels for 'About Us', 'New Parents', 'Current Parents', 'Children', 'Inspector', and 'Teacher Training School'. The main content area features a large tree logo on the left with the school's name and motto 'inspire • persevere • achieve'. A welcome message follows, stating the school's commitment to high standards and its foundation status. On the right, a photo of a child climbing a tree is accompanied by the motto 'Inspire • Persevere • Achieve'. Below this are three columns: 'Latest News' with articles on 'Nut-Free School' and 'Sport News'; 'Newsletters' with 'Friday Flyer' and 'Year at Yattendon' reviews; and 'Calendar Dates' for 'Open Morning' events. The footer includes accreditation logos (e.g., Silver, Gold, Healthy Schools, Values Education), an 'Online Payments' button, and copyright information.

Yattendon School
inspire • persevere • achieve

Welcome to our school...

Welcome to Yattendon School. We are a junior school for children aged seven to eleven. We pride ourselves on setting high standards and striving to enable all children to excel. We are a foundation school, which means we own our own land and assets. This has enabled us to fund a huge whole-school improvement project resulting in facilities unrivaled by most similar-sized schools. See 'about us' section.

Online Payments

Latest News

- Nut-Free School - VERY IMPO...
19th July 2019
- Sport News
5th July 2019

Newsletters

- Friday Flyer - 345
19th July 2019
- Year at Yattendon - A review ...
17th July 2019

Calendar Dates

- Open Morning for prospective...
8th October 2019 at 09:30
- Open Morning for prospective...
14th October 2019 at 09:30

Don't forget to call

Cookie Information Website Policy

All website content copyright © Yattendon School Website design by Primarysite

Visit for: dates, photos, home learning activities and lots more...!