

inspire • persevere • achieve



Welcome to Year 3

The Year 3 Team

Teachers

Mrs Fernandez
Miss Wilson
(Weds)
3F



Mr Doran
(3D)



Miss Atherton
(3I)

The Year 3 Team

LSAs

Mrs Sathkumara



3F

Ms Norris



3D

Mrs Barnett



3D

Miss Perrin



3I

PPA Teachers

Mrs Cole

Art



Music



Ms Norris

French





Year 3 Key Dates

- ❑ Thursday 25th September
 - School photos – wear winter uniform
- ❑ Friday 10th October – Inset Day
- ❑ Tuesday 14th and Thursday 16th October – Parents Evening
- ❑ Week Beginning 27th October – Half Term
- ❑ Saturday 6th December - FOY Christmas Fair
- ❑ Tuesday 9th and Wednesday 10th December - Christmas Production Performances
- ❑ Friday 19th December – Last day of term


- ❑ Roman Day (date to be confirmed – January 2026)
- ❑ Swimming (10 weeks) Summer Term - approx. £15
- ❑ Year 3 Overnight Camping July 2026 - £5
- ❑ Wakehurst Place Trip
 - Summer term 2026 (June) – approx. £15



Organisation & Independence

The children need to be 'Ready to Learn' when they arrive at school in the morning. They need to remember their:

- **reading book** – this can be changed as required;
 - **Reading Record book** – completed daily at home;
 - **water bottle** – containing water only;
 - **spelling book** – set on Wednesday, tested on Wednesday.
-
- Please ensure your child brings a coat into school (named).
 - If your child has packed lunch, please put their **snack** into their school bag.



Reading Books & Reading Record Book

- The children are bench marked regularly and should be bringing home a coloured banded reading book. We ask that parents/carers record their child's reading in the Reading Record books. Children need to read at least **20 minutes each day, five times a week.**
- We will check and sign the reading record books once a week. Parent/carers also need to sign the book each week.
- Please feel free to send any messages via the reading record book. **It is the children's responsibility to make their teachers aware of any notes from home as we do not look at them every day.**
- Please take the time to read through the information in the reading record books. It contains a lot of useful information, such as: book list, times tables & division equations.

You or your child can record daily reading here with a comment about the story.

DATE	BOOK TITLE / READING MATERIAL <small>(Time spent)</small>	Page No.	PARENT / CHILD TEACHER COMMENTS
MONDAY LUNDI	Hells Wilder	103	I finished the book and she got her mum back and the mean man had to play the 10000 and they brought a bigger house and got more!
TUESDAY MARDI	13 Story breakdown.	19	I love it when at the beginning when he introduced himself and all the other things that they have added into their house over the years.
WEDNESDAY MERCREDI	Murder most enjoy what?	7	I haven't read that it much yet but and the end of the chapter it says when the murderer has...
THURSDAY JEUDI	Malory towers	9	It's a really good book and she has just left her home and said good bye to her mum and to her dad.
FRIDAY VENDREDI	Malory towers	9	They are on the train and they had just gone past the view of Malory towers and now they're nearly there.
SATURDAY SAMEDI	Hells	3	even know I only read a bit of this book I might completely finish Malory towers then I will go back to this book and finish it.
SUNDAY DIMANCHE	Malory towers	9	They have just arrived and now they are just unpacking so I have signed their - for the first time -

ds: 7 5 Total Weekend Reads: 3

HOME / SCHOOL MESSAGES
(Messages from Teachers or Parents)

You can record messages for the teacher here.

There is no homework set for this week.

Great record again.

THINGS TO REMEMBER:

You need to sign here every week.

My week

PARENT'S/CARER'S SIGNATURE:

TEACHER'S SIGNATURE:

PE

On PE days, children should come into school in their PE kits.

- Please make sure all belongings are named. Children should wear PE kits on PE days – these days may change each half term.
- Children need to remove watches and earrings. We cannot remove earrings.
- Long hair must be tied up for PE.
- Swimming is in the summer term.
- Children can wear tracksuit bottoms and a Yattendon hoodie on PE days.

Our PE days are currently -
Tuesday and Friday



Our Topics

- Autumn 1

Light and Shadow - Science focus

- Autumn 2

Stone Age to Iron Age – History focus

- Spring 1

The Romans – History focus

- Spring 2

Earthquakes and Volcanoes – Geography & Science focus

- Summer 1

The Local Area, Animals Including Humans – Geography & Science focus

- Summer 2

Plants – Science focus

Information about all our learning, including knowledge organisers can be found on the school website:

www.yattendon.org/year-3/





Home learning

Daily reading with an adult for 20 minutes (5 x per week).

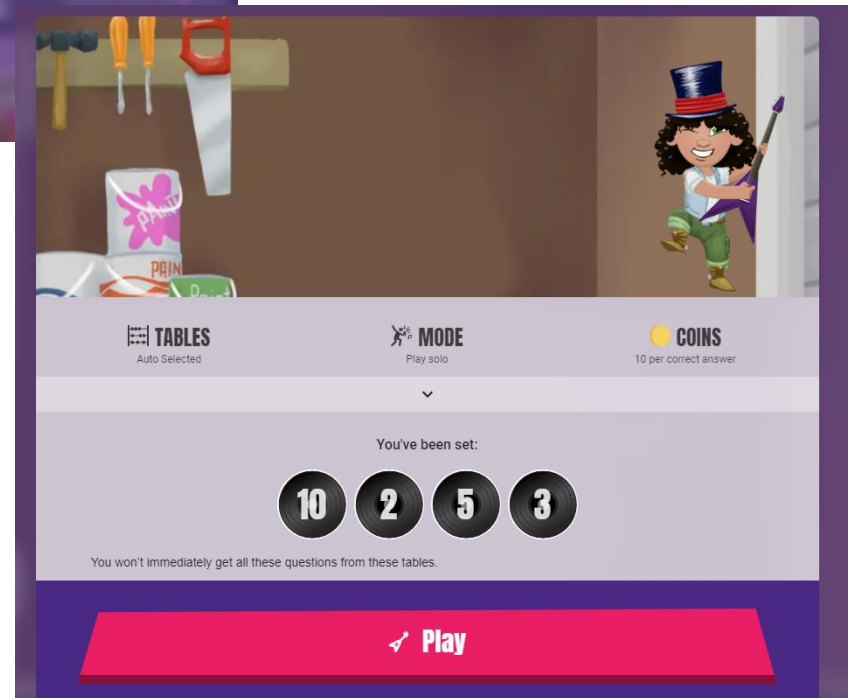
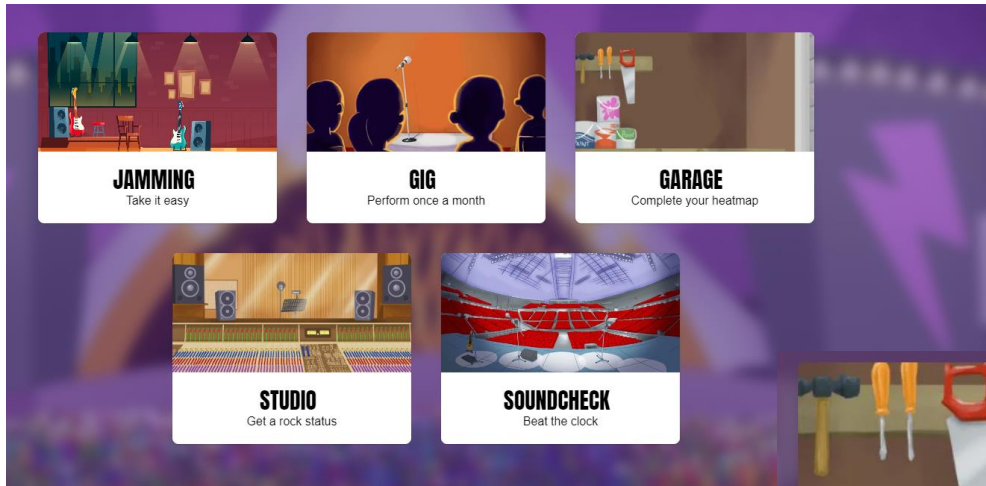
Completing a set number of Times Tables Rock Stars sessions - Logins will be distributed to children and the App can be accessed through 'Google Play' or the 'App Store'. You can also access Times Tables Rock Stars through your web browser. In Year 3 we ask the children to complete 10 minutes of 'garage sessions' every week.

Spellings - Children will be set spellings weekly and should practise these on one page of their spelling book. They will be tested on their spellings on a Wednesday and scores will be sent home in their spelling book.

Termly Homework – The children will be given a home learning grid with a number of different activities across a range of different topics. Children can choose which activities they want to complete and how they will evidence what they have done. Children will bring in their completed homework journals for the term to the home learning celebration in the last week of term.



Home learning

Completing a 10 minutes of Times Tables Rock Stars (Garage)












Spellings

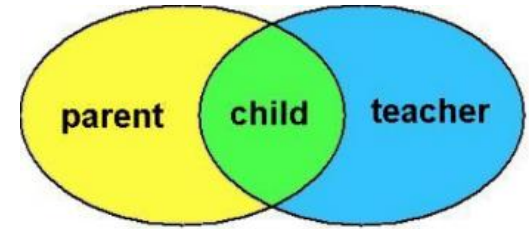
Spellings – 3B		My score:
22nd September 2022		
The ou spellings will be tested on the 28th September 2022		I now need to practise:
1.	tough	
2.	rough	
3.	enough	
4.		
5.		
6.		
7.		
8.		
9.		
10.		

Look, say, cover, write, check	<p>Look: first look at the whole word carefully and if there is one part of the word that is difficult, look at that part in more detail.</p> <p>Say: say the word as you look at it, using different ways of pronouncing it if that will make it more memorable.</p> <p>Cover: cover the word.</p> <p>Write: write the word from memory, saying the word as you do so.</p> <p>Check: Have you got it right? If yes, try writing it again and again! If not, start again – look, say, cover, write</p>
Trace, copy and replicate (and then check)	<p>This is a similar learning process to 'look, say, cover, write, check' but is about developing automaticity and muscle memory.</p> <p>Trace over the word and say it at the same time.</p> <p>Copy the word you have just written and write it out as you say it.</p> <p>Turn the page over and write the word as you say it, and then check that you have spelt it correctly.</p> <p>(replicate)</p> <p>If this is easy, do the same process for two different words at the same time. Once you have written all your words this way and feel confident, miss out the tracing and copying or the tracing alone and just write the</p>
Segmentation strategy	<p>The splitting of a word into its constituent phonemes in the correct order.</p>
Quickwrite	<p>Writing the words with speed and fluency.</p> <p>The aim is to write as many words as possible within a time constraint.</p> <p>Children can write words provided by the teacher or generate their own examples. For example, in two minutes write as many words as possible with the /i:/ phoneme.</p> <p>This can be turned into a variety of competitive games including working in teams and developing relay race approaches.</p>
Drawing around the word to show the shape	<p>Draw around the words making a clear distinction in size where there are ascenders and descenders.</p> <p>Look carefully at the shape of the word and the letters in each box.</p> <p>Now try to write the word making sure that you get the same shape.</p> 
Drawing an image around the word	<p>This strategy is all about making a word memorable. It links to meaning in order to try to make the spelling noticeable. This method will not be used as your main method of learning spellings, but it might work on those that are just a little more difficult to remember.</p> 
Words without vowels	<p>This strategy is useful where the vowel choices are the challenge in the words. Write the words without the vowels and choose the correct grapheme to put in the space. For example, for the word field:</p> <p>f _ _ ld</p>
Pyramid words	<p>This method of learning words forces you to think of each letter separately.</p> <p style="text-align: center;">p py pyr pyra pyram pyrami pyramid</p> <p>You can then reverse the process so that you end up with a diamond.</p>
Other strategies	<ul style="list-style-type: none"> • Rainbow writing. Using coloured pencils in different ways can help to make parts of words memorable. You could highlight the tricky parts of the word or write the tricky part in a different colour. You could also write each letter in a different colour, or write the word in red, then overlay in orange, yellow and so on. • Making up memorable 'silly sentences' containing the word • Saying the word in a funny way – for example, pronouncing the 'silent' letters in a word • Clapping and counting to identify the syllables in a word.

Home Learning Project

		Warm 1 point	Hot 2 points	Spicy 3 points
Masterchef		Eat something you have never eaten before. <input type="checkbox"/>	Try a new fruit or vegetable. <input type="checkbox"/>	Make a dessert for your family. <input type="checkbox"/>
Explorer		Visit the local library. <input type="checkbox"/>	Research a city in the United Kingdom. <input type="checkbox"/>	Draw on a map the walk from your home to the local shops. <input type="checkbox"/>
Hobby Fun		Make an origami animal. <input type="checkbox"/>	Collect conkers and create a game with them. <input type="checkbox"/>	Create a fact file about your hobby. <input type="checkbox"/>
Great Outdoors		Produce bark rubbings. <input type="checkbox"/>	Make a mud pie. <input type="checkbox"/>	Create a sculpture from natural objects. <input type="checkbox"/>
Life Skills		Tidy your bedroom. <input type="checkbox"/>	Learn to tie your shoe laces. <input type="checkbox"/>	Make a shopping list for your family. <input type="checkbox"/>
Culture Vulture		Research a historical place e.g. Stonehenge. <input type="checkbox"/>	Perform a dance to a group of people. <input type="checkbox"/>	Research how New Year's Eve is celebrated in different countries. <input type="checkbox"/>
Investigator		Compare your family's shadows. <input type="checkbox"/>	Interview a family member about their school days. <input type="checkbox"/>	Make a pinhole camera. <input type="checkbox"/>
Creative Writer		Write about something you did in the summer holidays. <input type="checkbox"/>	Produce a report about a sporting event. <input type="checkbox"/>	Write an adventure story. <input type="checkbox"/>
Roll the Dice		Make a den. <input type="checkbox"/>	Learn a new board game. <input type="checkbox"/>	Create your own board game. <input type="checkbox"/>

Communication



If you have any concerns please do not hesitate to contact us. We are on the playground at the end of each day. If you need an appointment to see us, please speak to the office.

If you cannot get into school, please contact us via a letter, Studybugs, class email or again write a note in your child's Reading Record Book.

Class3f@yattendon.surrey.sch.uk


Class3d@yattendon.surrey.sch.uk

Class3i@yattendon.surrey.sch.uk

www.yattendon.org

The screenshot shows the homepage of the Yattendon School website. At the top, there is a navigation bar with icons for 'About Us', 'New Parents', 'Current Parents', 'Children', 'Inspector', and 'Teacher Training School'. The main header features the school's logo, a tree, and the motto 'inspire • persevere • achieve'. Below this is a 'Welcome to our school...' section with a paragraph of text. To the right, there is a large image of a child on a zipline with a blue banner overlaying the text 'Inspire • Persevere • Achieve'. Below the main content, there are three columns: 'Latest News' with links to 'Nut-Free School - VERY IMPO...', 'Sport News', and 'Year at Yattendon - A review ...'; 'Newsletters' with links to 'Friday Flyer - 345' and 'Year at Yattendon - A review ...'; and 'Calendar Dates' with links to 'Open Morning for prospective...' and 'Open Morning for prospective...'. At the bottom, there are logos for 'Healthy Schools' and 'VALUES EDUCATION', an 'Online Payments' button, and a footer with 'Cookie Information', 'Website Policy', and 'All website content copyright © Yattendon School Website design by Primarysite'.

← → ↻ yattendon.org ☆ 🔍 🐦 🔒




Yattendon School
inspire • persevere • achieve

About Us **New Parents** **Current Parents** **Children** **Inspector** **Teacher Training School**

Welcome to our school...

Welcome to Yattendon School. We are a junior school for children aged seven to eleven. We pride ourselves on setting high standards and striving to enable all children to excel. We are a foundation school, which means we own our own land and assets. This has enabled us to fund a huge whole-school improvement project resulting in facilities unrivaled by most similar-sized schools. See 'about us' section.



Inspire • Persevere • Achieve

Latest News






Nut-Free School - VERY IMPO...
19th July 2019
Sport News
5th July 2019
[Read more...](#)

Newsletters

Friday Flyer - 345
19th July 2019
Year at Yattendon - A review ...
17th July 2019
[Read more...](#)

Calendar Dates

Open Morning for prospective...
8th October 2019 at 09:30
Open Morning for prospective...
14th October 2019 at 09:30
[Read more...](#)



Online Payments

Healthy Schools VALUES EDUCATION

Cookie Information Website Policy

All website content copyright © Yattendon School Website design by Primarysite

Don't forget to call



Any Questions?